




FIXED



REMOVABLE



Horizontal



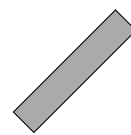
Vertical



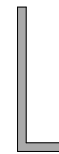
Slat



Blade



Louvre

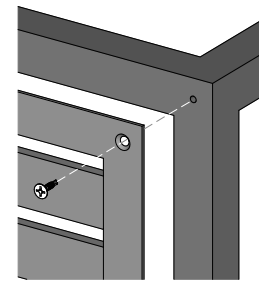


Angle

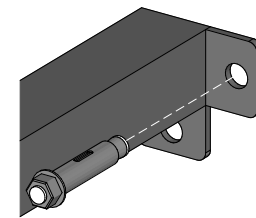
Orientation

Profile

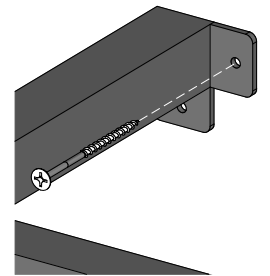
CLADDING



Cladding



Concrete



Wood

Wall

FIXING



General Specs

Title

WSc - Window Screen

Material

Steel - Pre-galvanised
Mild Steel
Aluminium

Product Type

Fixed
Removable

Treatment

Dip-galvanising
Zinc Plate
Powdercoat

Customisable

Yes

Customisation

Frame Profile
Slat Profile
Slat Spacing
Dimensions